






MILK JUG-O- LANTERN



SUPPLIES:

-  Any size plastic milk jugs (as many as you can collect!)
-  One thick black marker
-  One craft knife (and your parent's permission to use it!)
-  Lights (This is up to you! you can use battery lights, glow sticks, string lights, the possibilities are endless!)
-  Rocks (optional – to weigh down the lanterns if they are put outside)

INSTRUCTIONS:

CLEAN IT!

Remove label from carton. Rinse milk carton out with water and soap; allow it to dry.

DECORATE IT!

Use your thick black marker to draw a fun Halloween face on your carton.

WEIGHT IT!

Place rocks in your carton to weigh it down.

LIGHT IT!

Add your desired lights.

**for fun that doesn't burn out, only use artificial lights or candles*

DISPLAY IT!

Place outside to spook your friends!



MESS
WITH YOUR
MILK

